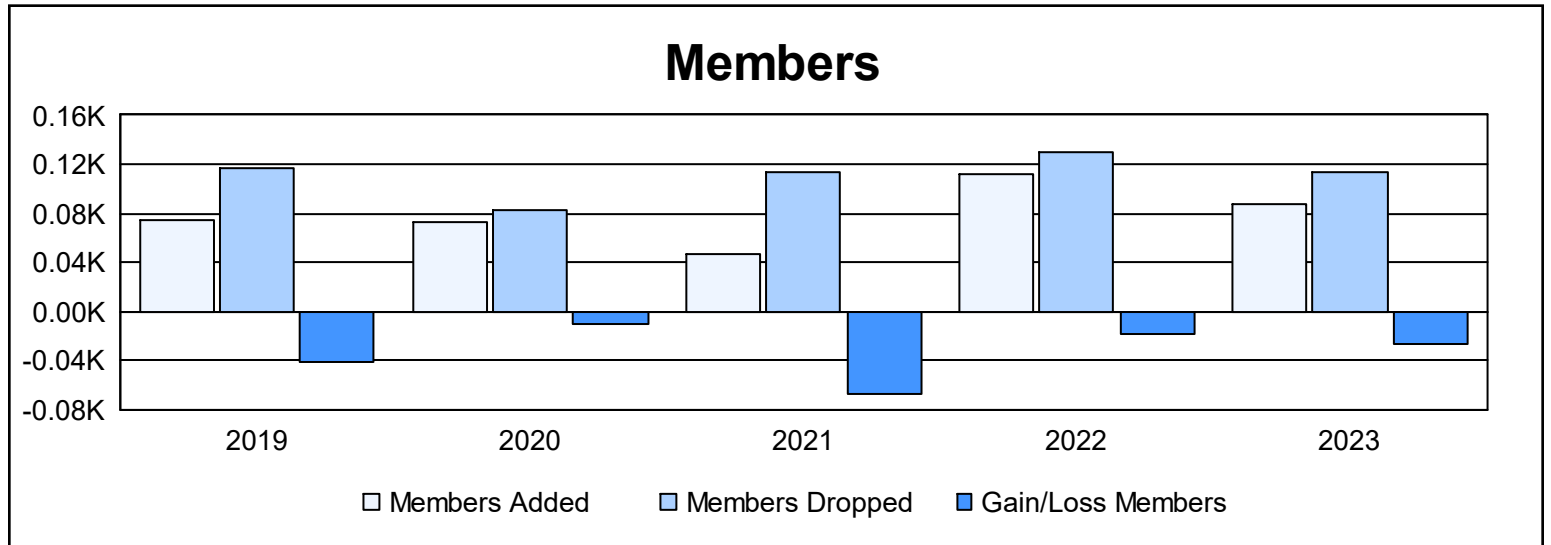
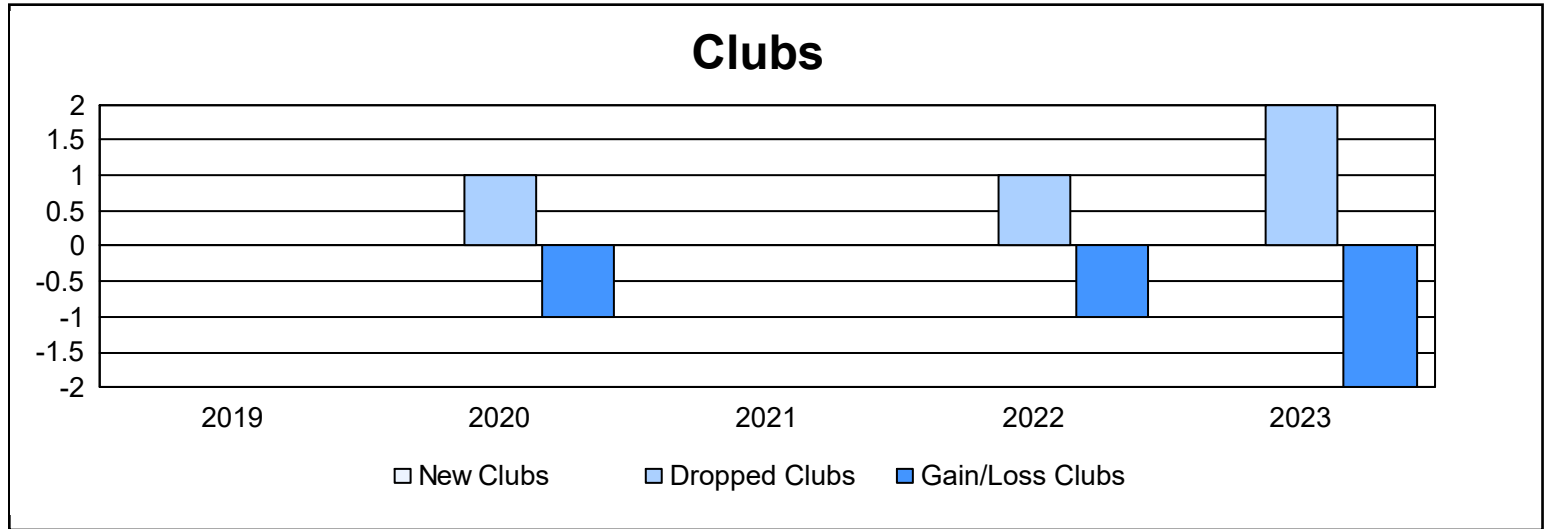
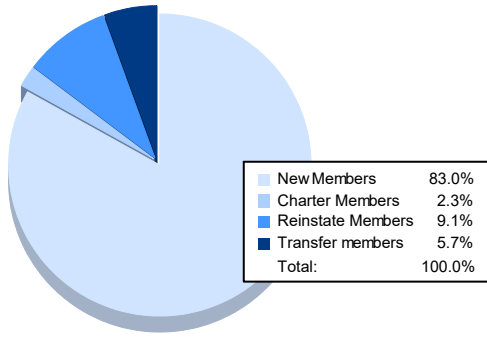


Year	New Clubs	Dropped Clubs	Gain/ Loss Clubs	New Members	Charter Members	Reinstate Members	Transfer Members	Total Member Added	Total Members Dropped	Gain/ Loss Members
2018-2019	0	0	0	68	0	7	0	75	116	-41
2019-2020	0	1	-1	68	0	2	2	72	82	-10
2020-2021	0	0	0	34	0	8	4	46	113	-67
2021-2022	0	1	-1	91	0	18	3	112	130	-18
2022-2023	0	2	-2	73	2	8	5	88	114	-26
<b>Average</b>	<b>0</b>	<b>1</b>	<b>-1</b>	<b>67</b>	<b>0</b>	<b>9</b>	<b>3</b>	<b>79</b>	<b>111</b>	<b>-32</b>



### Membership Composition June 2023 Cumulative



### Gender Composition June 2023 Cumulative

